



# GONDWANA UNIVERSITY, GADCHIROLI

(Established by Government of Maharashtra Notification No. MISC -2007/(322/07) UNI -4 Dated 27<sup>th</sup> Sept. 2011 & Presently a State University governed by Maharashtra Public University Act, 2016 (Maharashtra Act No. VI of 2017)



## National Service Scheme

Dr. Shyam Khandare  
Director  
Mo. No. - 7020482443

MIDC Road, Complex, GADCHIROLI - 442 605 (M.S)  
web: www.unigug.org  
Email: nssdsw.gug@gmail.com

पत्र क्र. No.GU/NSS/ 78 /2024

Dt : 13 / 02 /2024

प्रती,

मा. प्राचार्य/विभाग प्रमुख/रासेयो कार्यक्रम अधिकारी  
संलग्नीत सर्व रासेयो महाविद्यालये  
गोंडवाना विद्यापीठ, गडचिरोली.

विषय:- माय भारत पोर्टलवर मतदार जागृती मोहिमेचे आयोजन आणि कार्यक्रमाची निर्मिती करण्याबाबत.

संदर्भ:- F. No. 17/NSS/RD-Pune/2023-24/1081-1136 Date:- 12 February, 2024.

महोदय/महोदया,

उपरोक्त संदर्भाकित विषयान्वये सविनय विनंती या प्रमाणे आहे कि, भारत सरकार/युवा व्यवहार आणि क्रीडा मंत्रालय, नवी दिल्ली यांच्या निर्देशानुसार मतदार जागृती मोहीम आयोजित करणे आवश्यक आहे आणि My Bharat पोर्टलवर मतदार जागृतीचे कार्यक्रम तयार करण्यात यावे. या संदर्भात, महाराष्ट्र आणि गोव्यातील सर्व विद्यापीठे/संस्थांना विनंती करण्यात आली आहे की त्यांनी फेब्रुवारी आणि मार्चमध्ये मतदार जागृती मोहिमेचे आयोजन, NSS युनिटद्वारे नवीन मतदारांची नोंदणी सुनिश्चित करावी. तसेच मतदार जागृती मोहिमेची संबंधित खालील उपक्रम जिल्हा निवडणूक अधिकारी किंवा निवडणूक साक्षरता क्लब यांच्या समन्वयाने आयोजित केले जातील आणि माय भारत पोर्टलवर अपलोड केले जातील.

१. नविन मतदारांची मोठया प्रमाणात नोंदणी.
२. मतदान आणि ईव्हीएमचे महत्त्व या विषयावरील सत्रे.
३. पथनाटय, रॅली, पोस्टर, मतदार जागृतीपर प्रश्नमंजुषा.
४. इतर संबंधित मतदार जागृती उपक्रम.

My Bharat पोर्टलवर इव्हेंट तयार करण्याचा पर्याय उपलब्ध आहे. माय भारत पोर्टलवर नोंदणीकृत असलेले रासेयो कार्यक्रम अधिकारी My Bharat पोर्टलवर रासेयो युनिटच्या मतदार जागृती मोहिमेचा कार्यक्रम तयार करावे, सर्व मतदार जागृती आणि इतर उपक्रम फेब्रुवारी २०२४ मार्च २०२४ दरम्यान माय भारत पोर्टलवर अपलोड केले जातील.

धन्यवाद!

डा. श्याम खंडारे

संचालक

राष्ट्रीय सेवा योजना  
गोंडवाना विद्यापीठ, गडचिरोली.

भारत सरकार  
युवा कार्य एवं खेल मंत्रालय  
रा.स.यो. क्षेत्रिय निदेशालय, पुणे  
(महाराष्ट्र एवं गोवा)



Government of India  
Ministry of Youth Affairs & Sports  
Regional Directorate of NSS, Pune  
(Maharashtra & Goa)

**By e-Mail**

F.No. 17/19/NSS/RD-Pune/2023-24/1081-1136

12 Feb 2024

To,

The Program Coordinators of  
(Maharashtra and Goa states)

**Subject: Conduct of Voters Awareness Campaign and Creation of Event on MY Bharat Portal - reg**

Dear Sir/ Madam,

1. As directed by Govt of India / Ministry of Youth Affairs and Sports, New Delhi a Voters awareness Campaign is required to be organised and events on Voters Awareness are to be created on MY Bharat portal. In this regard, all Universities / Institutions in Maharashtra & Goa are requested to ensure organisation of Voters Awareness Campaign in the community, Registration of fresh voters through NSS units in Feb & March. Also, following activities related to voters awareness campaign shall be organised in coordination with District Electoral Officer or Electoral Literacy Club and to be uploaded on My Bharat portal :-

- (a) Mass Registration of new voters
- (b) Sessions on the importance of voting and EVM
- (c) Street plays, Rally, Poster, Quiz on Voter awareness
- (d) Other relevant Voter Awareness activities

2. Further, On My Bharat Portal- option to create an event is available. NSS POs who are registered on My Bharat Portal shall create Event of Voters awareness campaign of NSS unit on My Bharat Portal. All Voter awareness & other activities shall be uploaded on My Bharat portal as an event during Feb 2024 ~~March, 2024~~

Yours faithfully,

(AJAY B. SHINDE)  
Regional Director-NSS

**Copy to:-**

1. The Director, NSS, Ministry of Youth Affairs & Sports, Government of India, Shastri Bhavan, New Delhi-110 011 – for kind information please.
2. The State NSS Officers, State NSS Cell, Mumbai and Goa – for information please.



युवा कार्यक्रम  
एवं खेल मंत्रालय  
MINISTRY OF  
**YOUTH AFFAIRS  
AND SPORTS**  
सत्यमेव जयते



# Welcome to



## MERA YUVA BHARAT

An initiative with focus on Youth Led Development in India



युवा कार्यक्रम  
एवं खेल मंत्रालय  
MINISTRY OF  
**YOUTH AFFAIRS  
AND SPORTS**



# Login Process

# Navigate to Login Page



युवा कार्यक्रम  
एवं खेल मंत्रालय  
MINISTRY OF  
**YOUTH AFFAIRS  
AND SPORTS**



- Visit <https://www.mybharat.gov.in/>

Click on “Login” Button



युवा कार्यक्रम  
एवं खेल मंत्रालय  
MINISTRY OF  
**YOUTH AFFAIRS  
AND SPORTS**



# Login Using Mobile Number

# Step 1 Enter Mobile Number



- Enter your registered **Mobile Number**
- Check the box **“Terms of Use”**
- Click **“Sign In”**

The diagram illustrates the state change of the 'Terms of Use' checkbox. On the left, the checkbox is unselected. An arrow points to the right, where the checkbox is now selected, indicating the user's action of checking the box.

The screenshot shows the 'Sign In to your account' form. It features four tabs: 'Mobile' (selected), 'Username', 'Email', and 'Others'. Below the tabs is a text input field labeled 'Mobile\*'. A red error message below the field reads: 'Phone number should be 10 digit number.' Below the field is a checked checkbox with the text 'I consent to terms of use.' At the bottom of the form is a large green 'Sign In' button.

# Step 2 Enter the OTP



युवा कार्यक्रम  
एवं खेल मंत्रालय  
MINISTRY OF  
YOUTH AFFAIRS  
AND SPORTS



- Enter the OTP
- Click “**Sign In**” again

### Verify OTP

An OTP is sent to your registered mobile (xxxxxx5811).  
OTP will be valid for 10 Minutes.

👁️

Resend OTP in 00:58

**Sign In**



# Successfully Logged In

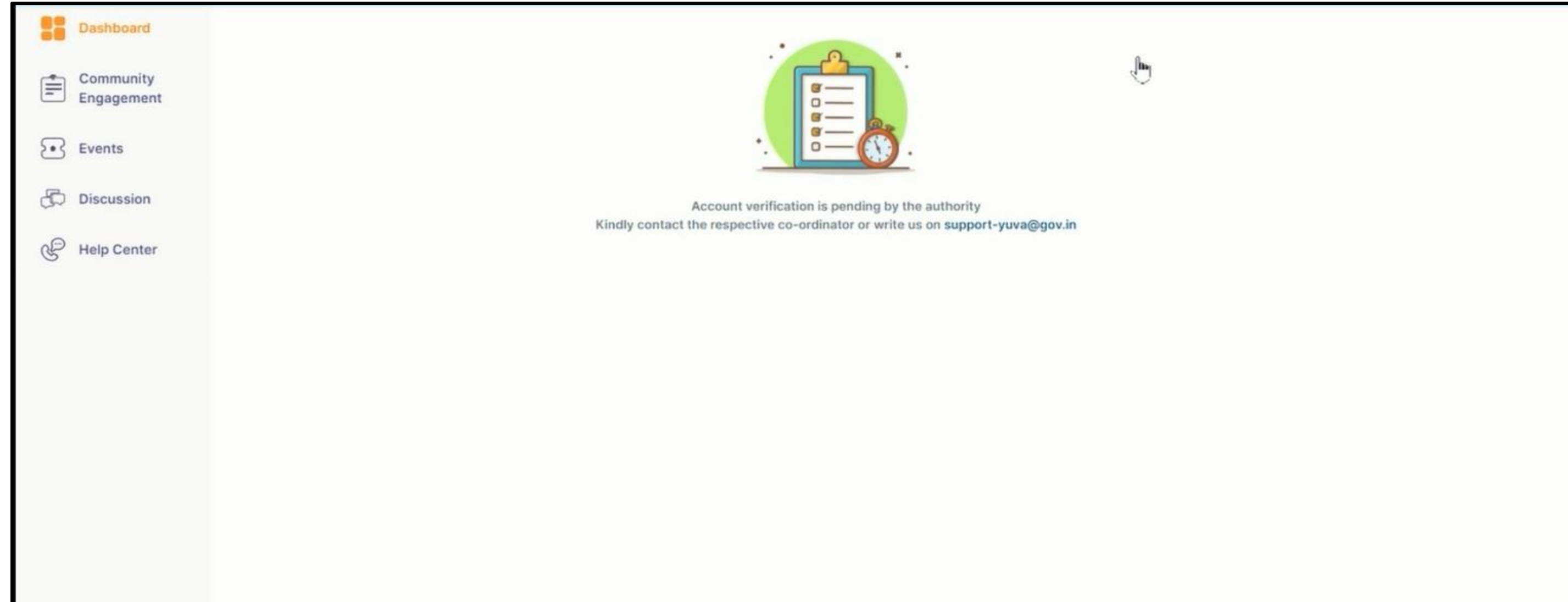


युवा कार्यक्रम  
एवं खेल मंत्रालय  
MINISTRY OF  
**YOUTH AFFAIRS  
AND SPORTS**



## Congratulations!

You've successfully logged into the **Mera Yuva Bharat** portal.





युवा कार्यक्रम  
एवं खेल मंत्रालय  
MINISTRY OF  
**YOUTH AFFAIRS  
AND SPORTS**



# Login Using Username & PIN

# Step 1 Select Username



युवा कार्यक्रम  
एवं खेल मंत्रालय  
MINISTRY OF  
YOUTH AFFAIRS  
AND SPORTS



To Sign in with username select the “Username” as shown in image.

### Sign In to your account

Mobile **Username** Email Others

  
 I consent to [terms of use](#).  
  
[Return to MYBharat](#)

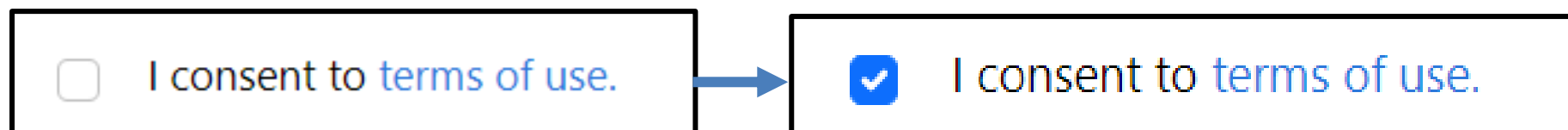
## Step 2 Enter Username & PIN



युवा कार्यक्रम  
एवं खेल मंत्रालय  
MINISTRY OF  
YOUTH AFFAIRS  
AND SPORTS



- Enter your Username
- Check the Consent Box
- Click "Sign In"



### Sign In to your account

Mobile **Username** Email Others

  
 I consent to [terms of use](#).  
  
[Return to MYBharat](#)

# Successfully Logged In

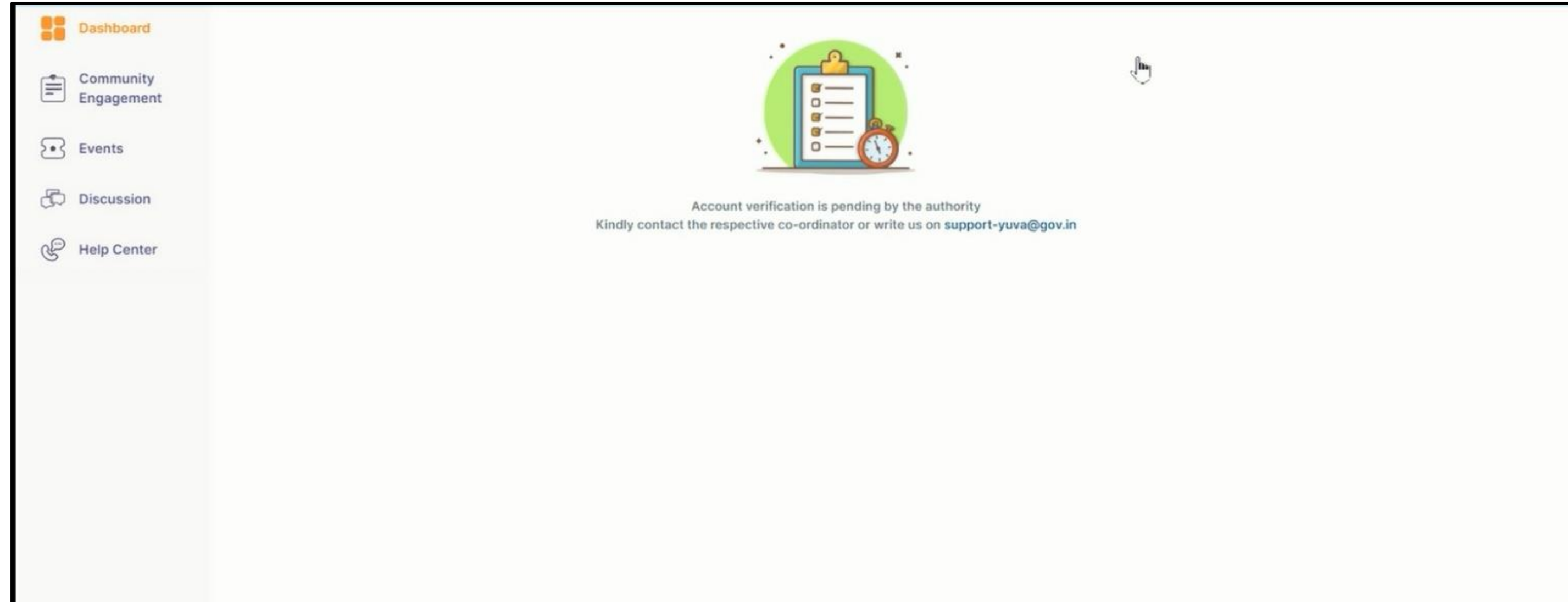


युवा कार्यक्रम  
एवं खेल मंत्रालय  
MINISTRY OF  
**YOUTH AFFAIRS  
AND SPORTS**



## Congratulations!

You've successfully logged into the **Mera Yuva Bharat** portal.





युवा कार्यक्रम  
एवं खेल मंत्रालय  
MINISTRY OF  
**YOUTH AFFAIRS  
AND SPORTS**



# Login Using Email

# Step 1 Select Email



युवा कार्यक्रम  
एवं खेल मंत्रालय  
MINISTRY OF  
YOUTH AFFAIRS  
AND SPORTS



To Sign in with Email select the “**Email**” as shown in image.

### Sign In to your account

Mobile Username **Email** Others

I consent to [terms of use](#).

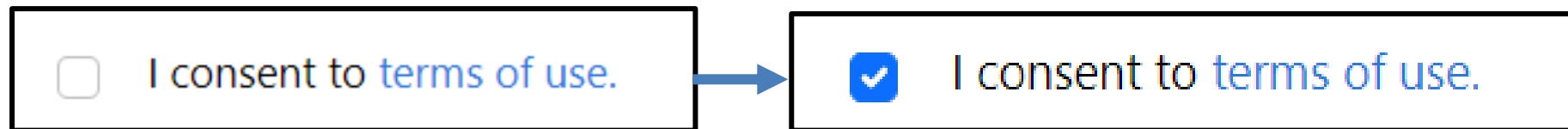
**Sign In**

[Return to MYBharat](#)

# Step 2 Enter Email ID



- Enter your Registered Email Id
- Click "Sign In"



The screenshot shows a sign-in form titled "Sign In to your account". It features four tabs: "Mobile", "Username", "Email" (which is highlighted in blue), and "Others". Below the tabs is a text input field containing "example@gmail.com". Underneath the input field is a checkbox labeled "I consent to terms of use.", which is currently unchecked. A large green button labeled "Sign In" is positioned below the checkbox. At the bottom of the form, there is a link that says "Return to MYBharat".



# Step 3 Enter OTP & Sign In



- Enter the OTP
- Click “**Sign In**” again

### Verify OTP

Meripehchaan has sent you an OTP to your email (akXXXXXdc@gmail.com). OTP will be valid for 10 Minutes.

Resend OTP in 00:57

**Sign In**

# Successfully Logged In



युवा कार्यक्रम  
एवं खेल मंत्रालय  
MINISTRY OF  
YOUTH AFFAIRS  
AND SPORTS



## Congratulations!

You've successfully logged into the **Mera Yuva Bharat** portal.

The screenshot shows the user interface of the Mera Yuva Bharat portal. On the left, there is a navigation sidebar with the following items: Dashboard (highlighted), Community Engagement, Events, Discussion, and Help Center. The main content area features a central illustration of a clipboard with a checklist and a clock, indicating a pending task. Below the illustration, a message states: "Account verification is pending by the authority. Kindly contact the respective co-ordinator or write us on [support-yuva@gov.in](mailto:support-yuva@gov.in)".



युवा कार्यक्रम  
एवं खेल मंत्रालय  
MINISTRY OF  
**YOUTH AFFAIRS  
AND SPORTS**



# Event Publishing

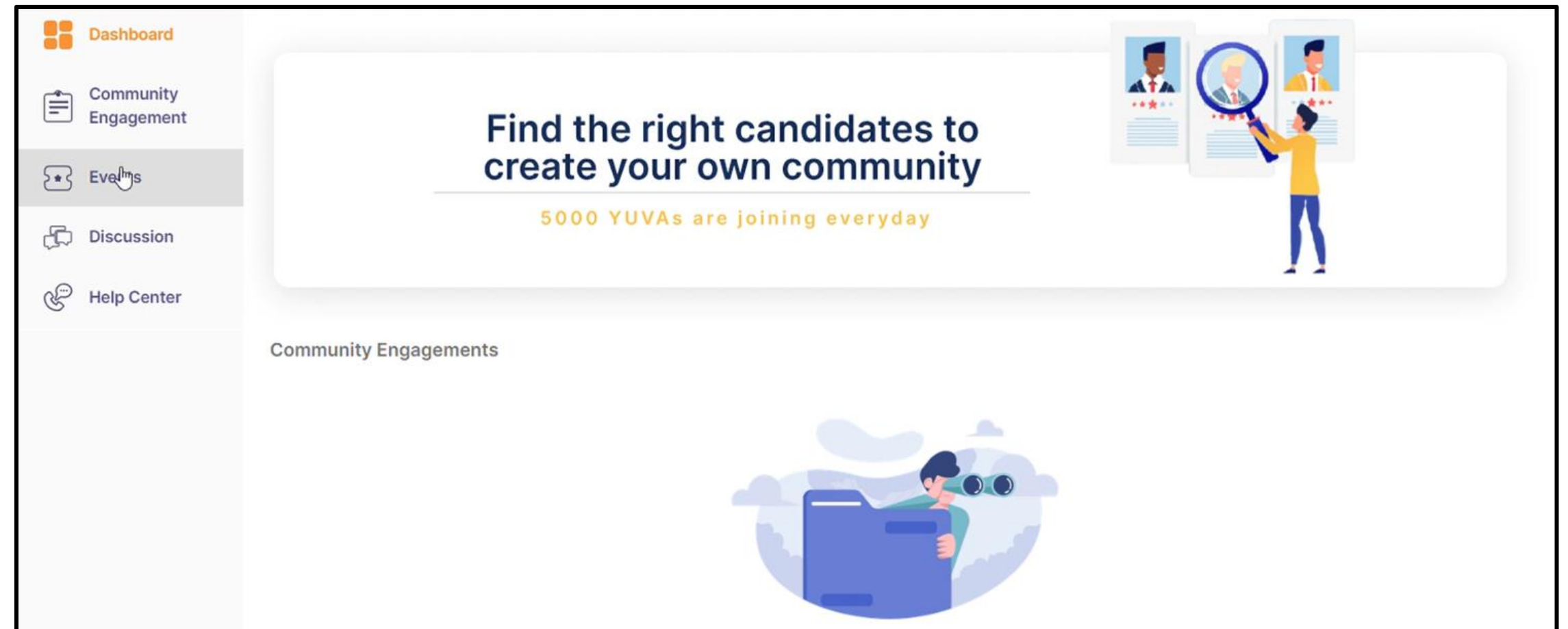
# Step 1 Select "Events"



युवा कार्यक्रम  
एवं खेल मंत्रालय  
MINISTRY OF  
YOUTH AFFAIRS  
AND SPORTS



- After login the Dashboard Appears
- Click on "Events"



# Step 2 Navigate to "Add Events Page"



युवा कार्यक्रम  
एवं खेल मंत्रालय  
MINISTRY OF  
YOUTH AFFAIRS  
AND SPORTS



## Events

[All](#) [Live](#) [Hold](#) [Pending for Approval](#) [Cancelled](#)

[+ Add Event](#)

No Events found for your State/UT

Click on "+Add Events" Button



# Step 3 Fill the details of Events



Fill in all the required details of the Events. For Example:

- Event Type
- Event Name
- Partner Name
- Highlights
- About Event
- No. of Days
- Last date to show interest
- Event Time & Dates
- Event Age Group
- Activity Lineup

The screenshot shows the 'Add Event' form in the My Bharat portal. The form is titled 'Add Event' and contains a 'Basic Details' section. It includes fields for 'Event Type' (with radio buttons for Yuva Utsav, Yuva Samvaad, Mission Life, Youth Festival, and Others), 'Event Name' (text input), 'Partner Type' (dropdown menu), 'Partner Name' (text input), 'Highlights' (text input), and 'Event Description' (text input). A 'Welcome Savita' notification is visible in the top right corner.

This will be the final step of creating an account as a NSS.



युवा कार्यक्रम  
एवं खेल मंत्रालय  
MINISTRY OF  
**YOUTH AFFAIRS  
AND SPORTS**



# Post - Event

# Step 1 Navigate to Events



युवा कार्यक्रम  
एवं खेल मंत्रालय  
MINISTRY OF  
YOUTH AFFAIRS  
AND SPORTS



Click on “Events”



**Events**

All Live Hold

**Youth Fest 2023**

AGRA, UTTAR PRADESH

01 November 2023 - 06 November 2023 | 04:01 pm

15-29 years

Last Date : 06 November, 2023

Edit Event Add Gallery



# Step 2 Add Files to Gallery & Publish



Upload the files (Photos/Videos)  
and click “**Publish**”

← Add Gallery

Event publisher can add images and videos from the events in the gallery.

Upload Images

Drag and Drop files to upload  
Or  
[Browse](#)  
Supported files: Jpeg, JPG, PNG  
Image size : Max 500kb

Upload Videos

Please Enter YouTube Video URL  [Add](#)

[Publish](#)



युवा कार्यक्रम  
एवं खेल मंत्रालय  
MINISTRY OF  
**YOUTH AFFAIRS  
AND SPORTS**



# Event Creation

(Youth User Manual w.r.t apply in Events)

# Step 1 Finding Add Event



युवा कार्यक्रम  
एवं खेल मंत्रालय  
MINISTRY OF  
YOUTH AFFAIRS  
AND SPORTS



- Click “**Events**” and
- Click “**+Add Event**”

# Step 2 Enter Basic Details



युवा कार्यक्रम  
एवं खेल मंत्रालय  
MINISTRY OF  
YOUTH AFFAIRS  
AND SPORTS



← Add Event

Basic Details

Event Type \*

Yuva Utsav  Yuva Samvaad  Mission Life  Youth Festival  Others

Event Name\*

Enter event name

Partner Type\*

---Select partner Type---

Partner Name\*

Highlights \*

Event Description\*

Event description

Save as Draft

Testing

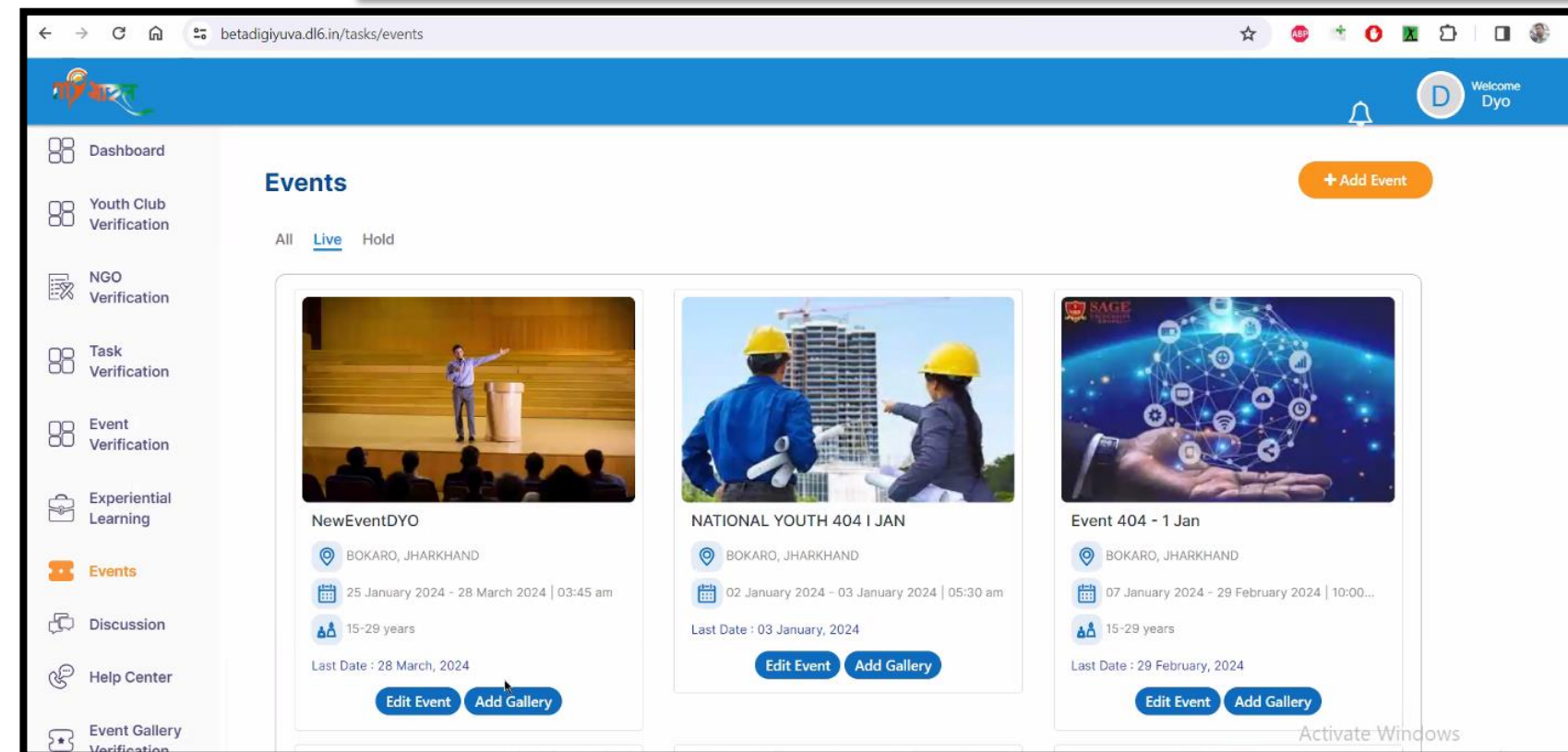
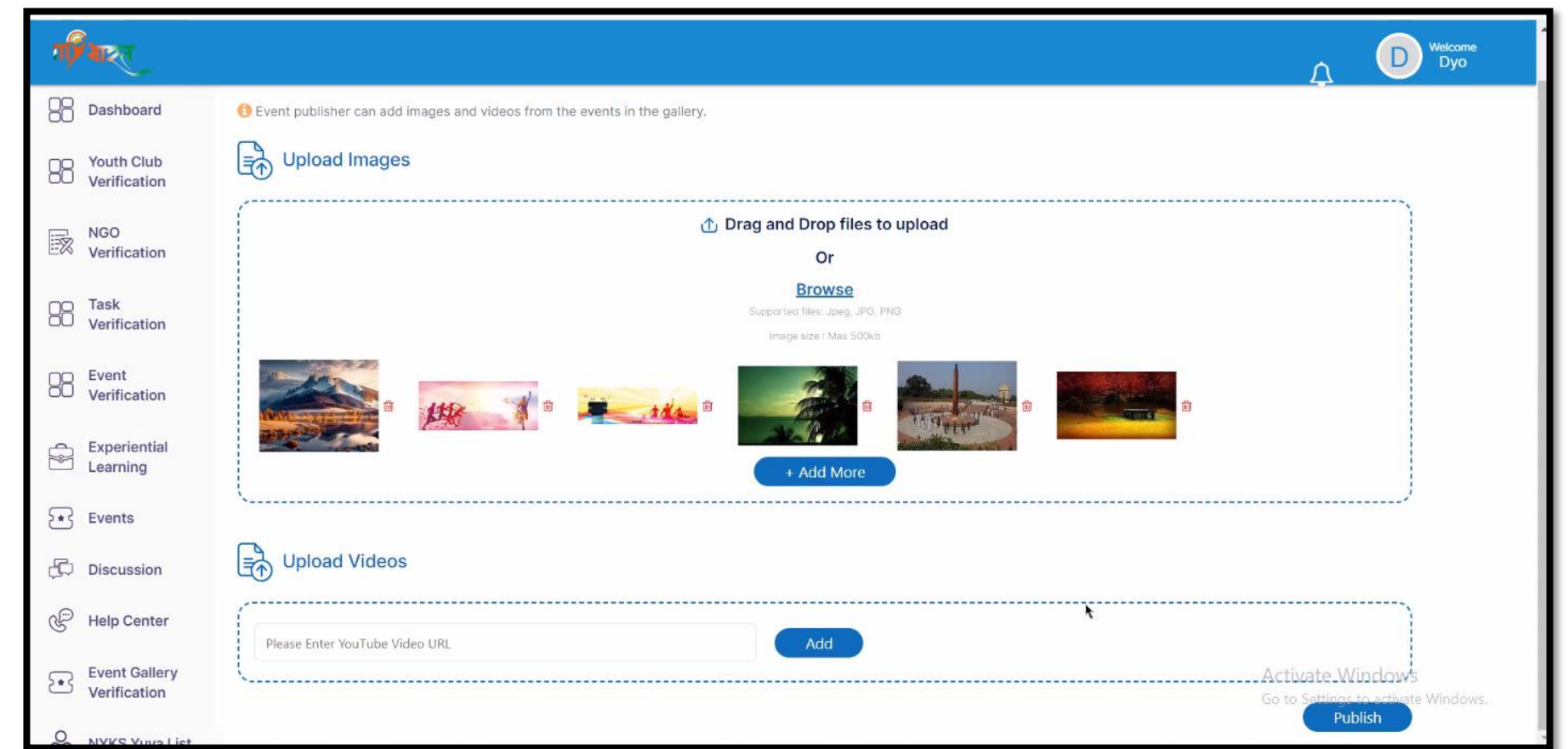
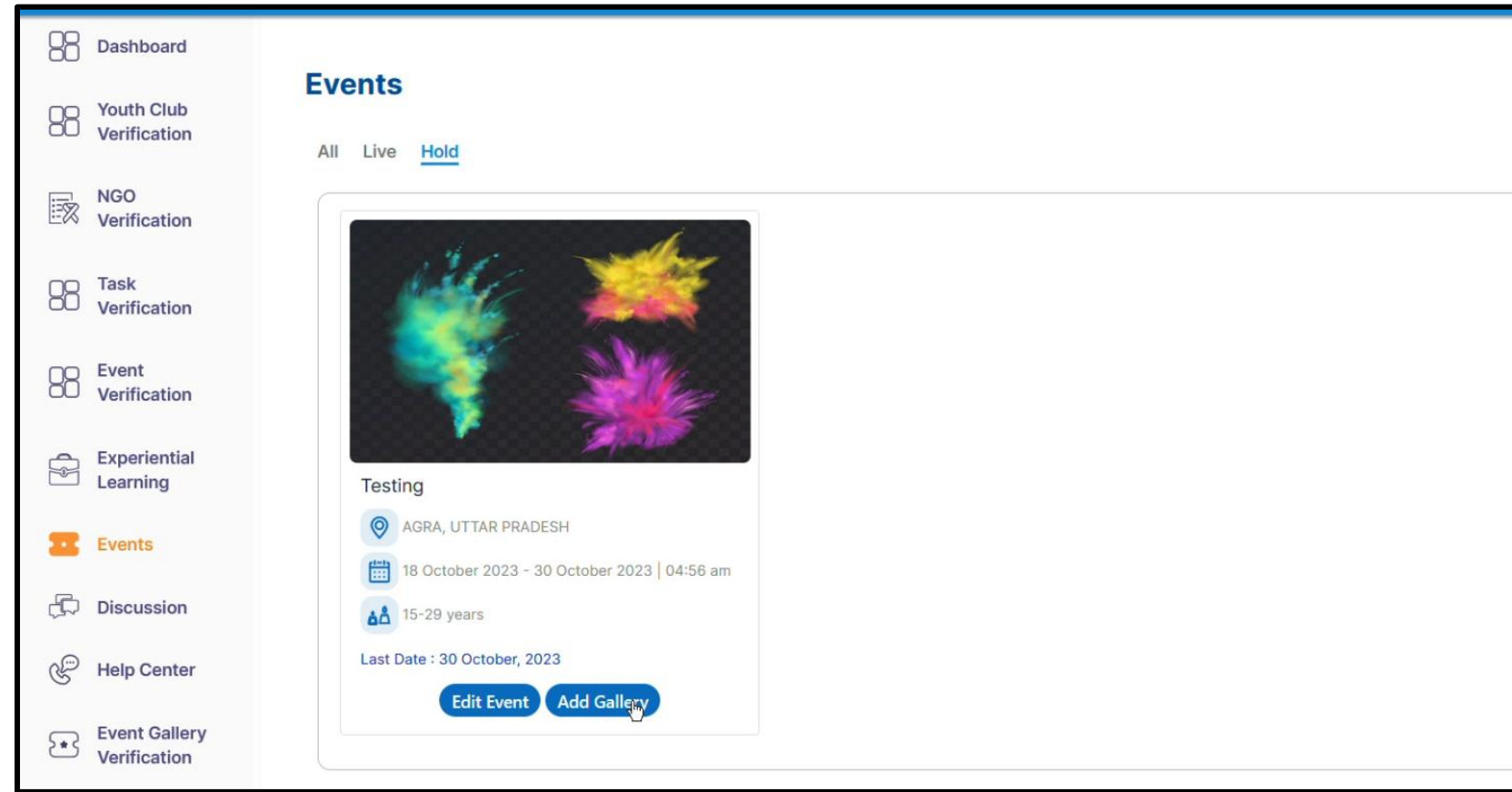
200

Upload task image

Save as Draft

- Enter the “**Basic Details**” In the respective places
- Upload your “**Logo / Image**”
- Click “**Save as Draft**”.

# Step 3 Uploading Images and Videos



• Event Publish

- Click “Add Gallery”
- Upload “Images and Videos”
- Click “Publish”.



युवा कार्यक्रम  
एवं खेल मंत्रालय  
MINISTRY OF  
**YOUTH AFFAIRS  
AND SPORTS**



# Youth Participation in Events created by NSS

# Step 1 Navigate to "Events"



युवा कार्यक्रम  
एवं खेल मंत्रालय  
MINISTRY OF  
YOUTH AFFAIRS  
AND SPORTS



Go to "Events"

The screenshot displays the Yuva portal dashboard. On the left is a navigation menu with the following items: Dashboard, Experiential Learning, Events (highlighted with a hand cursor), Community Engagement, Discussion, Help Center, and Calendar. The main content area features a yellow banner for profile completion with a progress indicator showing 98% and a 'Complete Profile' button. Below this is a blue banner with the text 'Share. Earn. Explore. Making an impact with Yuva' and an illustration of people. On the right, there is an 'Events' section with a 'View All' link and a list of four events: Youth Fest 2023 AGRA, Amrit Kalash Yatra - Baghpat Block, Amrit Kalash Yatra in Aminagar Sarai, Pilan..., and Amrit Kalash Yatra in Village Arifpur Kheri,...

# Step 2 Selecting the Event



युवा कार्यक्रम  
एवं खेल मंत्रालय  
MINISTRY OF  
YOUTH AFFAIRS  
AND SPORTS



Select the relevant Events you wish to participate in.

**Events**

- Dashboard**
- Experiential Learning**
- Events**
- Community Engagement**
- Discussion**
- Help Center**
- Calendar**

**Youth Fest 2023**  
AGRA , UTTAR PRADESH  
01 November 2023 - 06...  
15-29 years  
Last Date : 06 November, 2023

**Amrit Kalash Yatra - Baghpat...**  
BAGHPAT , UTTAR PRADESH  
18 October 2023 | 10:00 am  
15-29 years  
Last Date : 18 October, 2023

**Amrit Kalash Yatra In...**  
BAGHPAT , UTTAR PRADESH  
13 September 2023 | 04:00 pm  
15-29 years  
Last Date : 13 September, 2023



# Step 3 Joining the Event



युवा कार्यक्रम  
एवं खेल मंत्रालय  
MINISTRY OF  
YOUTH AFFAIRS  
AND SPORTS



Click on “Join Event”

← Event Details

**Youth Fest 2023**

Ministry Of Youth Affairs and Sports , Government of India

Cultural Photography Declamation Painting Writing

Wednesday, 01 November 2023 | 04:01 | 15-29 years

D E I Exhibition Ground, AGRA, UTTAR PRADESH

**Event Highlights**

★ 6 Days festival & all India Participation

**Last date to show interest**

Sunday, 29 October 2023

Join Event

# Step 4 Confirm your Attendance



युवा कार्यक्रम  
एवं खेल मंत्रालय  
MINISTRY OF  
YOUTH AFFAIRS  
AND SPORTS



Click on “I am Attending” Button

← Event Details

**Youth Fest 2023**  
Ministry Of Youth Affairs and Sports , Government of India

Cultural Photography Declamation Painting Writing

Wednesday, 01 November 2023 | 04:01 | 15-29 years

DEI Exhibition Ground, AGRA, UTTAR PRADESH

**Event Highlights**  
★ 6 Days festival & all India Participation

**Last date to show interest**  
Sunday, 29 October 2023

**I am attending**

About



युवा कार्यक्रम  
एवं खेल मंत्रालय  
MINISTRY OF  
**YOUTH AFFAIRS  
AND SPORTS**



# Event Report/Photos uploading by NSS (Post -Event)

# Step 1 Navigate to Events



Click on “Events”



**Events**

All Live Hold

**युवा**

Youth Fest 2023

AGRA, UTTAR PRADESH

01 November 2023 - 06 November 2023 | 04:01 pm

15-29 years

Last Date : 06 November, 2023

Edit Event Add Gallery

# Step 2 Add Files to Gallery & Publish



Upload the files and click  
“Publish”

← Add Gallery

Event publisher can add images and videos from the events in the gallery.

Upload Images

Drag and Drop files to upload

Or

[Browse](#)

Supported files: .jpeg, .JPG, .PNG  
Image size : Max 500kb

Upload Videos

Please Enter YouTube Video URL

Add

Publish

Dashboard

Youth Club Verification

NGO Verification

Task Verification

Event Verification

Experiential Learning

Events

Discussion

Help Center

Event Gallery Verification

NYKS Year List

Event publisher can add images and videos from the events in the gallery.

Upload Images

Drag and Drop files to upload

Or

[Browse](#)

Supported files: .jpeg, .JPG, .PNG  
Image size : Max 500kb

+ Add More

Upload Videos

Please Enter YouTube Video URL

Add

Activate Windows  
Go to Settings to activate Windows.

Publish

**THANK YOU**